



CONNECTING
THE WORLD
WITH
POWER

 **TANDHAN**
POWER

CONTENTS

- 1-2** About Tandhan Group
- 3-4** About Tandhan Power
- 5-6** Boltronz Lithium Ion Battery
- 7-8** Boltronz HF Solar Inverter ECO Series
- 9-13** Boltronz HF Solar Inverter EXP Series
- 14-15** Boltronz HF Hybrid Solar Inverter
- 16-17** AGM VRLA EP Solar Battery
- 18-20** Royal Tall Tubular Battery
- 21-23** Jewel Tall Tubular Battery
- 24-29** Boltronz Solar Panel Series

 **TANDHAN**

Tandhan Group, with a legacy of more than 3 decades, has always taken up challenges, and being robust, courageous along with using deep customer insights has constantly developed innovative technology. Our greatest strength has been our investment in people and channel partners, enabling us to learn while we worked, building on relationship and collaborations with channel partners based on trust and respect for each other.

- We at Tandhan take great pride in deliverables
- We at Tandhan constantly elevate the level aggressively with pioneering research and development programmes
- We at Tandhan assure highest quality products and services, catering to clients and patrons across the globe

BUSINESS VENTURES



OUR GLOBAL PRESENCE

Dhaka Power Traders
(BANGLADESH)

Shin Thit Kyaw Co. Ltd.
(MYANMAR)

Paktika Ahmadi Trading Co.Ltd.
(AFGHANISTAN)

Power GlobalGeneral
Trading LLC
(DUBAI)

Global Power Traders
(SUDAN)

Sustainable Global Power
Tech Ltd.
(NIGERIA)

Sustainable Agro Ltd.
(IVORY COAST)

Simplified Solar Solutions
Ltd.
(KENYA)

Swaminath Trading Solutions
(TANZANIA)

Shivshakti Sarl
(Democratic Republic of
the Congo-DRC)

Unisolar Industries Ltd.
(ZAMBIA)

Rainbow Power Solutions
Pty Ltd.
(SOUTH AFRICA)



POWERING PROGRESS **ACROSS THE WORLD**

In a world driven by climate responsibility and energy resilience, Tandhan Power stands as a symbol of trust, performance, and innovation. We are not just a solar solutions provider – we are a long-term partner in your clean energy journey. From India to global markets, we design and deliver turnkey solar power solutions that energize industries, empower communities, and create measurable impact. Every project reflects our commitment to quality, efficiency, and reliability.

ACCELERATING **THE SHIFT TO CLEAN ENERGY**

Our mission is simple yet powerful – to drive the global transition toward sustainable energy through dependable, high-performance solar systems. Backed by deep technical expertise and a culture of excellence, we ensure seamless execution across projects of every scale and geography. Precision planning, engineering strength, and uncompromising standards define our approach.

A GLOBAL FOOTPRINT: **A UNIFIED STANDARD OF EXCELLENCE**

Tandhan Power’s strength lies in execution. With successful projects delivered across diverse markets, we bring international best practices and proven operational expertise to every new venture.

PROJECTS DELIVERED **ACROSS THE GLOBE**

REGION / COUNTRY	PROJECT TYPE	HIGHLIGHT
Africa	C&I Rooftop and Residential (Multiple Sites)	Empowered manufacturing facilities and rural communities with reliable, off-grid and grid-tied solar solutions, reducing diesel dependency.
Southeast Asia	C&I Rooftop and Residential (Multiple Sites)	Executed multi-site rooftop installations for a multinational corporation, delivering consistent quality and optimized energy output across locations.
Middle East	Ground-Mounted, Rooftop & Carport Solar Projects	Commissioned a high-efficiency solar farm in extreme desert conditions, demonstrating technological resilience and engineering excellence.

OUR POWER PROJECT INSTALLATIONS **ACROSS THE WORLD**



BOLTRONZ



LITHIUM ION BATTERY

PRODUCT DESCRIPTION

The Boltronz Series offers a versatile and reliable power solution. Combine up to 15 units for energy capacities ranging from 2560Wh to 15360Wh. With WiFi Remote Monitoring, stay connected and in control. Whether it's wall-mounted convenience, stacked-mounting (up to 5 units) for space efficiency, or rack-mounted for industrial power management, this series offers seamless adaptability.

PRODUCT FEATURES

- 3-in-1 Wall-mounted, Stacked-mounted, Rack-mounted (optional)
- Large capacity, high power output
- Safest lithium iron phosphate battery cell with high energy density
- Modular design: supports up to 15 units in parallel
- IP21 protection for indoor use: Wall-mounted, Stacked-mounted, Rack-mounted (optional)
- Support CAN & RS485 communication with mainstream inverters
- Local monitoring via LCD monitor
- Built-in WiFi Smart BMS Module



RANGE - BLB 24100, BLB 24200,
BLB 48100, BLB 48200 & BLB 48300

PRODUCT SPECIFICATIONS

TECHNICAL DATA		BLB-24100	BLB-24200	BLB-48100	BLB-48200	BLB-48300
Nominal Voltage		25.6V		51.2V		
Nominal Capacity		100Ah	200Ah	100Ah	200Ah	300Ah
Nominal Energy		2560Wh	5120Wh	5120Wh	10240Wh	15360wh
Life Cycles		6000 cycles @ 80% DOD, 25°C				
Recommended Charge Voltage		29.2V		58.4V		
Recommended Charge Current 20A 40A		20A	40A	20A	40A	60A
End Of Discharge Voltage		22V		44V		
Standard Method	Charge	20A	40A	20A	40A	60A
	Discharge	50A	100A	50A	100A	150A
Maximum Continuous Current	Charge	100A	150A	100A	150A	200A
	Discharge	100A	150A	100A	150A	200A
BMS Cut-Off Voltage	Charge	29.2 V (3.65V/Cell)		58.4 V (3.65V/Cell)		
	Discharge	22.0V (2s) (2.75V/Cell)		44.0V (2.75V/Cell)		
Temperature	Charge	0 – 45°C				
	Discharge	-10 – 55°C				
Storage Temperature		-5–35°C				
Shipment Voltage		≥25.6V		≥51.2V		
Safety Function		Over-charge, Over-discharge, Over-current, Low/High-temperature, short circuit protection				
Module Paralle		Up to 15 units				
Communication		CAN2.0/RS232/RS485				
Case Material		SPPC				
Machine Dimension (H*W*D) (mm)		485.5*442*177	486.5*442*250	625.5*442*177	686.5*442*250	923*490*265
Package Dimension (W*H*D) (mm)	Carton box	557*547*227	557*547*300	688*557*227	non	
	Wooden box	555*565*340	555*565*410	696*565*335	759*569*391	100*565*450
N.W (kg)		27	44	45	80	117
G.W (kg)	Carton box	30	48	48	non	
	Wooden box	40	57	58	97	137
* VARIATIONS IN DIMENSIONS AND WEIGHTS MAY OCCUR DUE TO PRODUCTION BATCHES.						
Charge Retention And Capacity Recovery Capability		Standard charge the battery, and then put aside at room temperature for 28d or 55°C for 7d, Charge retention rate≥90%, Recovery rate of charge≥90				
Certification & Standards		CE-EMC (EN 61000-6-3; 2007+A1; 2011+AC; 2012 EN IEC 61000-6-1; 2019) IEC62619-1:2018; IEC62619:2022; IEC62619:2017; UN38.3/ MSDS				

BOLTRONZ



HIGH FREQUENCY SOLAR INVERTER ECO SERIES

PRODUCT DESCRIPTION

BHF18 ECO is a multi-function inverter/charger, combining functions of inverter, MPPT solar charger, and battery charger to offer uninterruptible power support in a portable size. The BHF18 ECO Series can run without a battery. The Maximum PV input voltage can reach 400V/450V/500V, which can help customers make full use of solar energy. (For 2.0~6.2KW)

PRODUCT FEATURES

- Pure Sine Wave output
- Smart LCD setting (Working modes, Charge Current, Charge Voltage, etc)
- Built-in MPPT solar charge controller
- Wide PV input voltage range
- Can provide the power to the load without battery
- Combining solar system, AC utility, and battery power source to supply continuous power
- Cold start function
- Support RS485, CAN monitoring function
- Dual outputs for smart load management
- Can communicate with lithium batteries (CAN port)



Range - BHF18ECO1612,
BHF18ECO2524,
BHF18ECO3024,
BHF18ECO3524,
BHF18ECO5548, and
BHF18ECO6248

PRODUCT SPECIFICATIONS

BHF18 SOLAR INVERTER ECO SERIES						
Model	BHF18 ECO2012	BHF18 ECO2524	BHF18 ECO3024	BHF18 ECO4024	BHF18 ECO5548	BHF18 ECO6248
Default Battery System Voltage	12VDC	24VDC			48VDC	
INVERTER OUTPUT						
Rated Power	2000VA / 2000W	2500VA / 2500W	3000VA / 3000W	4000VA / 4000W	5500VA / 5500W	6000VA / 6000W
Output Channel	Dual	Dual	Dual	Dual	Dual	Dual
Surge Power	3200W	5000W	6000W	7000W	11000W	12400W
Waveform	Pure Sine Wave					
AC Voltage Regulation (Batt.Mode)	230VAC±5%(Setting)					
Inverter Efficiency (Peak)	>90%					
Transfer Time	10ms(UPS / VDE4105) / 20ms(APL)					
AC INPUT						
Voltage	230VAC					
Selectable Voltage Range	170~280VAC(UPS) / 90~280VAC(APL) / 184~253VAC(VDE)					
Frequency Range	50Hz / 60Hz (Auto sensing)					
BATTERY						
Normal Voltage	12VDC	24VDC	24VDC	24VDC	48VDC	48VDC
Floating Charge Voltage	13.7VDC	27.4VDC	27.4VDC	27.4VDC	54.8VDC	54.8VDC
Overcharge Protection	15VDC	30VDC	30VDC	30VDC	60VDC	60VDC
SOLAR CHARGER & AC CHARGER						
Maximum PV Array Open Circuit Voltage	400VDC	400VDC	400VDC	450VDC	450VDC	500VDC
Charging Algorithm	3-Step (Flooded Battery, AGM / GEL / LEAD Battery), 4-Step (Li)					
Maximum PV Array Power	2000W	4000W	4000W	4000W	6000W	6200W
PV Array MPPT Voltage Range	30~320VDC	30~320VDC	30~320VDC	60~360VDC	60~360VDC	120~450VDC
PV Maximum Input Current	16A	18A	18A	18A	28A	28A
Maximum Solar Charge Current	80A	100A	100A	100A	100A	120A
Maximum AC Charge Current	80A	60A	60A	60A	100A	100A
Maximum Charge Current	80A	100A	100A	100A	100A	120A
MECHANICAL SPECIFICATIONS						
Machine Dimension (W*H*D)(mm)	290*367*111	290*367*111	290*367*111	318*367*122.5	318*454*122.5	318*428*140
Package Dimension (W*H*D)(mm) / /	446*394*187	446*394*187	446*394*187	446*410*200	544.5*410*210	550*400*220
N.W (kg) / /	6.4	6.7	6.7	7.3	9	10
G.W (kg) / /	7.4	7.7	7.7	8.3	10.5	11.6
OTHER						
Humidity	5% to 95% Relativ Humidity (Non-condensing)					
Operating Temperature	0°C~50°C					
Storage Temperature	-15°C ~60°C					
Warranty	2years					
CERTIFICATION & STANDARDS						
CE						

*The technical specifications of this document are subject to change without any notice

BOLTRONZ


HIGH FREQUENCY SOLAR INVERTER EXP SERIES

PRODUCT DESCRIPTION

BHF19 EXP is a multi-function inverter/charger, combining functions of inverter, MPPT solar charger and battery charger to offer uninterruptible power support in portable size. PV1900 EXP Series can run without battery. The Maximum PV array open circuit voltage can reach 500V and MPPT voltage is 150~450Vdc, which can help customers make full use of solar energy.

PRODUCT FEATURES

- Pure Sine Wave output
- Smart LCD setting (Working modes, Charge Current, Charge Voltage, etc)
- Built-in MPPT solar charge controller
- MAX PV Array Open Circuit Voltage: 500V (450V for parallel)
- Can provide the power to the load without battery
- Combining solar system, AC utility, and battery power source to supply continuous power
- Cold start function
- Parallel operation with up to 9 units (for 48V mode)
- WIFI remote monitoring (optional)
- Dual outputs for smart load management (optional)



RANGE BHF19EXP4024
& BHF19EXP6048



RANGE - BHF19EXP6248,
BHF19EXP8048,
BHF19EXP10048, and
BHF19EXP12048

PRODUCT SPECIFICATIONS

BHF SOLAR INVERTER EXP SERIES				
Model	BHF19 EXP 6248	BHF19 EXP 8048	BHF19 EXP 10048	BHF19 EXP 12048
Default Battery System Voltage	48VDC			
INVERTER OUTPUT				
Rated Power	6200VA/6200W	8000VA/8000W	10000VA/10000W	12000VA/12000W
Surge Power	12400W	16000W	20000W	24000W
Waveform	Pure sine wave			
AC Voltage Regulation (Batt.Mode)	230VAC±5%(Setting)			
Inverter Efficiency (Peak)	>92%			
Transfer Time	10ms(UPS / VDE4105) / 20ms(APL)			
AC INPUT				
Voltage	230VAC			
Selectable Voltage Range	170-280VAC(UPS) / 90-280VAC(APL) / 184-253VAC(VDE)			
Frequency Range	50Hz / 60Hz (Auto sensing)			
BATTERY				
Normal Voltage	48VDC	48VDC	48VDC	48VDC
Floating Charge Voltage	54.8VDC	54.8VDC	54.8VDC	54.8VDC
Overcharge Protection	60VDC	60VDC	60VDC	60VDC
SOLAR CHARGER & AC CHARGER				
Maximum PV Array Open Circuit Voltage	500VDC (450V for parallel)			
Charging Algorithm	3-Step (Flooded Battery, AGM / GEL / LEAD Battery), 4-Step (Li)			
Maximum PV Array Power	4000W*2	4000W*2	5000W*2	6000W*2
PV maximum input current	18A*2	18A*2	27A*2(40A max)	27A*2(40A max)
PV Array MPPT Voltage Range	90-450VDC (90-430VDC for parallel)			
Maximum Solar Charge Current	120A	120A	150A	150A
Maximum AC Charge Current	100A	120A	150A	150A
Maximum Charge Current	120A	120A	150A	150A
MECHANICAL SPECIFICATIONS				
Machine Dimension (W*H*D)(mm)	425*473*145	425*527*145	425*527*145	425*527*145
Package Dimension (W*H*D)(mm)	548*632*257	548*632*257	548*632*257	548*632*257
N.W (kg)	12.5	17.48	17.48	19.50
G.W (kg)	13.5	20.00	20.00	22.00
OTHER				
Humidity	5% to 95% Relativ Humidity (Non-condensing)			
Operating Temperature	0°C-50°C			
Storage Temperature	-15°C -60°C			
Warranty	2years			
CERTIFICATION & STANDARDS				
CE-EMC+LVD (EN6100-6-3:2007, EN6100-6-1:2017+EN IEC62109-1:2010, EN IEC62109-2:2011)				
EN IEC62368-1:2020+A11:2020				
CE-LVD (IEC62109-1:2010, EN IEC62109-2:2011)				
EN IEC62368-1:2018, EN IEC62109-1:2010, EN IEC62109-2:2011				

PRODUCT SPECIFICATIONS

BHF SOLAR INVERTER EXP SERIES				
Model	BHF19 EXP 6248	BHF19 EXP 8048	BHF19 EXP 10048	BHF19 EXP 12048
Default Battery System Voltage	48VDC			
INVERTER OUTPUT				
Rated Power	6200VA/6200W	8000VA/8000W	10000VA/10000W	12000VA/12000W
Surge Power	12400W	16000W	20000W	24000W
Waveform	Pure sine wave			
AC Voltage Regulation (Batt.Mode)	230VAC±5%(Setting)			
Inverter Efficiency (Peak)	>92%			
Transfer Time	10ms(UPS / VDE4105) / 20ms(APL)			
AC INPUT				
Voltage	230VAC			
Selectable Voltage Range	170~280VAC(UPS) / 90~280VAC(APL) / 184~253VAC(VDE)			
Frequency Range	50Hz / 60Hz (Auto sensing)			
BATTERY				
Normal Voltage	48VDC	48VDC	48VDC	48VDC
Floating Charge Voltage	54.8VDC	54.8VDC	54.8VDC	54.8VDC
Overcharge Protection	60VDC	60VDC	60VDC	60VDC
SOLAR CHARGER & AC CHARGER				
Maximum PV Array Open Circuit Voltage	500VDC (450V for parallel)			
Charging Algorithm	3-Step (Flooded Battery, AGM / GEL / LEAD Battery), 4-Step (Li)			
Maximum PV Array Power	4000W*2	4000W*2	5000W*2	6000W*2
PV maximum input current	18A*2	18A*2	27A*2(40A max)	27A*2(40A max)
PV Array MPPT Voltage Range	90~450VDC (90~430VDC for parallel)			
Maximum Solar Charge Current	120A	120A	150A	150A
Maximum AC Charge Current	100A	120A	150A	150A
Maximum Charge Current	120A	120A	150A	150A
MECHANICAL SPECIFICATIONS				
Machine Dimension (W*H*D)(mm)	425*473*145	425*527*145	425*527*145	425*527*145
Package Dimension (W*H*D)(mm)	548*632*257	548*632*257	548*632*257	548*632*257
N.W (kg)	12.5	17.48	17.48	19.50
G.W (kg)	13.5	20.00	20.00	22.00
OTHER				
Humidity	5% to 95% Relativ Humidity (Non-condensing)			
Operating Temperature	0°C~50°C			
Storage Temperature	-15°C ~60°C			
Warranty	2years			
CERTIFICATION & STANDARDS				
CE-EMC+LVD (EN6100-6-3:2007, EN6100-6-1:2017+EN IEC62109-1:2010, EN IEC62109-2:2011)				
EN IEC62368-1:2020+A11:2020				
CE-LVD (IEC62109-1:2010, EN IEC62109-2:2011)				
EN IEC62368-1:2018, EN IEC62109-1:2010, EN IEC62109-2:2011				

*The technical specifications of this document are subject to change without any notice

BOLTRONZ

HIGH FREQUENCY HYBRID SOLAR INVERTER (ON/OFF GRID)

PRODUCT DESCRIPTION

BHF 11 EU is brand new three phase hybrid inverter with low battery voltage 48V, ensuring system safe and reliable. With compact design and high-power density, this series supports 1.3 DC/AC ratio, saving device investment. It supports three phase unbalanced output, extending the application scenarios. Equipped with CAN port (x2) BMS and parallel, x1 RS485 port for BMS, x1 RS232 port for remotely control, x1 DRM port, which makes the system smart and flexible.

PRODUCT FEATURES

- 100% unbalanced output, each phase max. output up to 50% rated power
- Max. 6 pcs parallel for on-grid and off-grid operation
- AC couple to retrofit existing solar system
- Support multiple batteries parallel
- Max. charging/discharging current of 240A
- Support storing energy from diesel generator
- 48V low voltage battery, transformer isolation design
- IP65 water-proof and dust-proof
- "Time of use" function: a maximum of 6 time segments can be set
- Wifi monitoring



RANGE - BHF 11-5KL3 EU
to BHF 11-16KL3-EU

BHF11 ON/OFF GRID HYBRID SOLAR INVERTER

Model	BHF 11-5KL3-EU	BHF 11-6.5KL3-EU	BHF 11-8KL3-EU	BHF 11-10KL3-EU	BHF 11-12KL3-EU
Rated power	5000W	6500W	8000W	10000W	12000W
BATTERY INPUT DATA					
Battery type	Lead-acid battery / Lithium battery				
Battery voltage	48V				
Battery voltage range	40-60V				
Charging curve	3-stage adaptive with maintenance/Equalization				
Charging Strategy for Li-Ion Battery	Self-adaption to BMS				
Over-current protection/ Over-temperature protection	Yes / Yes				
Maximum charging/discharging power	5000W	6500W	8000W	10000W	12000W
Maximum charging/discharging current	120A	150A	190A	210A	240A
PV STRING INPUT DATA					
Max. DC Input Power	6500W	8450W	10400W	13000W	15600W
Maximum DC voltage	800V				
Start-up Voltage	160V				
MPPT voltage range	200-650V				
Maximum input current	15A/15A			26A/13A	
No.of MPP Tracker/ No.of Strings per MPP Tracker	2/1+1			2/1+1	
AC INPUT/OUTPUT DATA					
Rated AC Input/ Output Power	5000W	6500W	8000W	10000W	12000W
Max AC Input/ Output Power	5500W	7150W	8800W	11000W	13200W
AC Input/ Output Rated Current	7.6/7.2A	9.8/9.42A	12.1/11.6A	15.2/14.5A	18.2/17.4A
Max AC Input/ Output Current	8.4/8A	10.8/10.4A	13.4/12.8A	16.7/15.9A	20/19.1A
Max. Three-phase Unbalanced Output Current	11.4/10.9A	14.7/14.1A	18.2/17.4A	22.7/21.7A	27.3/26.1A
Power Factor Adjustment Range	0.8 leading to 0.8 lagging				
Rated Input/Output Voltage	3P-220/380,230/400Vac				
Rated Input/Output Grid Frequency/Range	50/60;45-55/55-65				
Total Harmonics Current Distortion (THDI)	<3% (of nominal power)				
DC Current Injection	<0.5% In				
EFFICIENCY					
Max. Efficiency/Euro Efficiency	≥97.5%/97%				
PROTECTION					
Integrated	PV Arc Fault Detection, Anti-islanding Protection, PV String Input Reverse Polarity Protection, Insulation Resistor Detection, Residual Current Monitoring Unit, Output Over Current Protection, Output Shorted Protection				
Surge Protection	DC Type III/AC Type III				
GENERAL DATA					
Operating Temperature Range (°C)	-20°C to +60°C, >45°C Derating				
Cooling	Smart cooling				
Noise (dB)	≤55dB				
Communication with BMS	Wi-Fi/USB/GPRS/RS485/CAN				
Machine Dimension (W*H*D)(mm)	444*654.2*259.2				
N.W(kg)	35				
Protection Degree	IP65				
Installation Style	Wall-mounted				
Warranty	5Yrs the Warranty Period Depends the Final Installation Site of Inv.				
CERTIFICATION & STANDARDS					
CE-EMC+LVD (EN6100-6-3, EN6100-6-1+EN IEC 62109-1, EN IEC 62109-2); CE-LVD(EN 62477-1) ; IEC 60529; EN50549-1; Poland Type A, (NC RfG:2016, PSE:2018, PTPIREE:2021)C10/C11; UNE217001-2020; UNE217002-2020, NTS-631 (Type A); G98+G99					

*The technical specifications of this document are subject to change without any notice

BHF 11 ON/OFF GRID **HYBRID SOLAR INVERTER**

MODEL	BHF 11-13KL3-EU	BHF 11-14.2KL3-EU	BHF 11-15KL3-EU	BHF 11-16KL3-EU
Rated power	13000W	14200W	15000W	16000W
BATTERY INPUT DATA				
Battery type	Lead-acid battery / Lithium battery			
Battery voltage	48V			
Battery voltage range	40-60V			
Charging curve	3-stage /Equal Charging			
Charging Strategy for Li-Ion Battery	AdaptiveBMS System			
Over-current protection/ Over-temperature protection	Yes / Yes			
Maximum charging/discharging power(W)	13000W	14200W	15000W	16000W
Maximum charging/discharging current(A)	260A	280A	300A	320A
PV STRING INPUT DATA				
Max. DC Input Power	26000W	28400W	30000W	32000W
Maximum Input Power of each PV (PV1/PV2)	18300W/10100W	20000W/11100W	21100W/11700W	22500W/12500W
Rated PV Input Voltage (V)	500V			
Maximum DC Voltage	800V			
Start-up Voltage	160V			
MPPT voltage range	200-650V			
Full load MPPT Voltage range(V)	464V-650V	507V-650V	536V-650V	571-650V
PV Maximum input current (A)	36A+20A			
PV Maximum Short Circuit current (A)	54A+30A			
No.of MPP Tracker/ No.of Strings per MPP Tracker	2/2+1			
Generator Input Data				
Rated AC Input active Power (W)	13000W	14200W	15000W	16000W
Max. AC Input apparent Power (VA)	14300VA	15620VA	16500VA	17600VA
Rated AC Input Current (A)	18.8A	20.6A	21.7A	23.2A
Smart Load Output Data				
Rated AC Output active Power (W)	13000W	14200W	15000W	16000W
Max. AC Output apparent Power (VA)	14300VA	15620VA	16500VA	17600VA
Rated AC Output Current (A)	18.8A	20.6A	21.7A	23.2A
Mico Inv. Input Data				
Rated AC Input active Power (W)	13000W	14200W	15000W	16000W
Max. AC Input apparent Power (VA)	14300VA	15620VA	16500VA	17600VA
Rated AC Input Current (A)	18.8A	20.6A	21.7A	23.2A

BHF 11 ON/OFF GRID **HYBRID SOLAR INVERTER**

MODEL	BHF 11-13KL3-EU	BHF 11-14.2KL3-EU	BHF 11-15KL3-EU	BHF 11-16KL3-EU
AC INPUT/OUTPUT DATA				
Rated AC Input/ Output Power	13000W	14200W	15000W	16000W
Max AC Input/ Output Power	14300VA	15620VA	16500VA	17600VA
AC Input/ Output Rated Current	18.8A	20.6A	21.7A	23.2A
Max AC Input/ Output Current	20.6A	22.6A	23.8A	25.5A
Maximum Output Short Circuit current (A)	100A			
Grid bypass current (A)	60A			
Peak Power (off-grid)	2 Times rated power, 10 Second			
Power Factor Adjustment Range	0.8 leading to 0.8 lagging			
Rated Input/Output Voltage	3P-220/380,230/400Vac			
Rated Input/Output Grid Frequency/Range	50/60; 45-55/55-65			
Total Harmonics Current Distortion	THD<3% (Linear Load)			
DC Current Injection	<0.5% In			
EFFICIENCY				
Max. Efficiency/Euro Efficiency	≥97.6%/97%			
MPPT Efficiency	>99%			
PROTECTION				
Integrated	PV Arc Fault Detection, Anti-islanding Protection, PV String Input Reverse Polarity Protection, Insulation Resistor Detection, Residual Current Monitoring Unit, Output Over Current Protection, Output Shorted Protection			
Surge Protection	DC Type III/AC Type III			
GENERAL DATA				
Operating Temperature Range (°C)	-20°C to +60°C, >45°C Derating			
Cooling Method	Intelligent Air Cooling			
Noise (dB)	≤56dB			
Communication with BMS	RS485/CAN			
Machine Dimension (W*H*D)(mm)	446*656*285 (Excluding Connectors and rack)			
Package Dimension (W*H*D)(mm)	567*816*404			
N.W(kg)	43kg			
Protection Degree	IP66			
Installation Style	Wall-mounted			
Warranty	5Yrs the Warranty Period Depends the Final Installation Site of Inv.			
CERTIFICATION & STANDARDS				
CE-EMC+LVD (EN6100-6-3, EN6100-6-1+EN IEC 62109-1, EN IEC 62109-2); CE-LVD(EN 62477-1) ; IEC 60529; EN50549-1; Poland Type A, (NC RfG:2016, PSE:2018, PTPIREE:2021)C10/C11; UNE217001-2020; UNE217002-2020, NTS-631 (Type A); G98+G99				
*The technical specifications of this document are subject to change without any notice				

AGM VRLA EP - SOLAR BATTERY


PRODUCT **FEATURES**

- Sealed Maintenance Free
- Free From Orientation Constraints
- Eco-Friendly
- Minimal Voltage Drop
- Easy Handling
- Easy Installation
- Ready-To-Use
- Good Service Life
- Low Self Discharge
- Charge Retention & Recovery
- Superior High Rate Discharge
- High Reliability

PRODUCT **BENEFITS**

- Saving of manpower for regular topping up and cleaning corroded terminals as in conventional batteries
- No damage of Flooring by spillage of battery acid or water during maintenance
- Saving of Hundred square feet of costly floor space in metropolitan areas
- Battery can be installed inside offices and working areas – no need for separate battery rooms, costly acid proof flooring etc. Battery can be installed in a cabinet also
- Can be stored for 3 to 6 Months, depending upon ambient temperature before recharge and without any loss of efficiency or performance
- Lower consumption of electricity during use
- Very long shelf life
- Leads to greatly improved ability to recover from deep discharge
- Can deliver the rated performance throughout its service life

Discover the AGM VRLA EP Series-Solar batteries, now available in a powerful range of capacities: 9Ah, 12Ah, 18Ah, 26Ah, 42Ah, 65Ah upto 200Ah



GENERAL APPLICATION

TYPE OF BATTERY	NOMINAL VOLTAGE(V)	RATED CAPACITY (Ah) AT 27°C						DIMENSION				WEIGHT ±5% (KG)	ENERGY DENSITY (WH/L)	SPECIFIC ENERGY (WH/KG) CHARGED CONDITION	RESISTANCE (MILLOHM) MAX AT FULLY CHARGED (5 SECS)	MAXIMUM DISCHARGE CURRENT (AMPS.)	CONTAINER/ LID MATERIAL	LAYOUT	TERMINAL
		20HRS 7.5V/ CELL	10HRS 17.5V/ CELL	3HRS 17.5V/ CELL	1.5HRS 17.5V/ CELL	1HRS 17.5V/ CELL	30MINS 17.5V/ CELL	OVERALL HEIGHT (±2)	HEIGHT UPTO LID TOP (±2)	LENGTH (±1)	WIDTH (±1)								
EP 7.5-12	12	7.5	6.9	5.5	5.3	4.5	3.7	100.0	94.0	151.0	65.0	2.40	92.00	37.50	22.00	105.00	ABS	b	F2
EP 9-12	12	9	8.1	6.8	6.4	5.4	4.5	100.0	94.0	151.0	65.0	2.60	110.00	42.00	18.00	135.00	ABS	b	F2
EP 12-12	12	12	11.2	9.0	8.6	7.2	6.0	100.0	94.0	151.0	98.0	3.8	98.0	38.0	16.0	180.0	ABS	c	F2
EP 17-12	12	17	16.0	12.9	12.2	10.2	8.5	167.0	167.0	181.0	76.0	5.0	88.0	41.0	15.0	255.0	ABS	d2	F3
EP 26-12(TP)	12	26	24.0	19.5	18.7	15.6	13.0	175.0	175.0	166.0	125.0	8.8	86.0	35.0	10.0	390.0	TP10	d	F4
EP 26-12(ABS)	12	26	24.0	19.5	18.7	15.6	13.0	179.0	179.0	178.0	124.0	9.2	79.0	34.0	10.0	390.0	ABS	e	F5
EP 32-12	12	32	29.1	24.0	23.0	19.2	16.0	179.0	179.0	178.0	124.0	9.9	97.0	39.0	10.0	480.0	ABS	e	F5
EP 42-12	12	42	38.5	31.5	30.2	25.2	21.0	181.0	181.0	201.0	164.0	13.9	85.0	36.3	8.0	420.0	TP10	f	F6
EP 65-12	12	65	60.0	48.6	46.8	39.0	32.5	181.0	181.0	350.0	166.0	20.2	75.0	38.6	6.0	500.0	TP10	h	F7
EP 75-12	12	75	69.0	56.2	54.0	45.0	37.5	183.0	183.0	391.0	166.0	23.0	80.0	39.0	6.0	500.0	TP10	h	F7
EP 84-12	12	84	91.0	75.0	72.0	60.0	50.0	235.0	235.0	407.0	173.0	32.5	72.0	36.0	6.0	600.0	TP10	h	F8
EP 100-12	12	100	91.0	75.0	72.0	60.0	50.0	235.0	235.0	407.0	173.0	32.5	73.0	37.0	6.0	600.0	TP10	h	F8
EP 120-12	12	120	109.0	90.0	86.4	72.0	60.0	239.0	239.0	452.0	172.0	38.0	77.0	38.0	6.0	600.0	TP10	i	F9
EP 150-12	12	150	136.5	112.5	108.0	90.0	75.0	250.0	250.0	536.0	186.0	48.30	78.00	38.00	5.00	900.00	TP10	i	F9
EP 200-12	12	200	182.0	150.0	144.0	120.0	100.0	250.0	250.0	536.0	250.0	67.20	75.00	36.00	5.00	1200.00	TP10	j	F9

Advantage: International size - Matches dimension of any International equipment. High Rate performance - matches Or better. High Rate performance of equivalent International types.

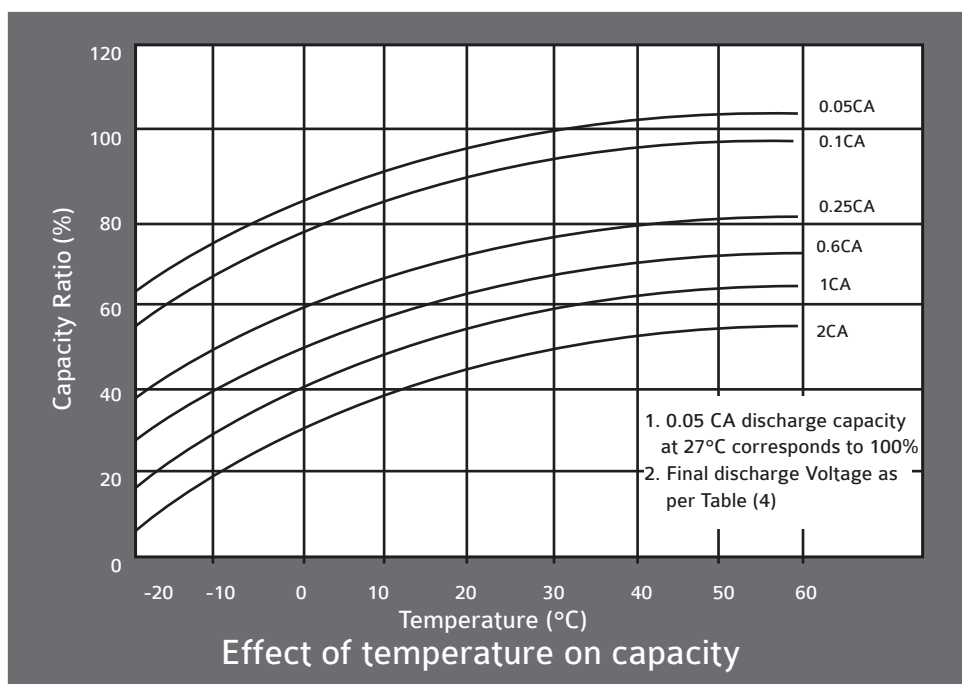
EP RANGE-SOLAR BATTERIES

DISCHARGE CURRENT AND RECOMMENDED FINAL DISCHARGE VOLTAGE

DISCHARGE CURRENT (A)	FINAL DISCHARGE VOLTAGE (V/CELL)
0.2 C > (A) or intermittent discharge	1.75
0.2 C < or = (A) < 0.5 C	1.70
0.5 C < or = (A) < 1.0 C	1.55
1.0 C < or = (A)	1.30

EFFECT OF TEMPERATURE ON CAPACITY

This figure represents the relation between the temperature and discharge capacity



TALL TUBULAR BATTERY

PRODUCT DESCRIPTION


Tandhan Power Royal has 3 models of Tall Tubular batteries, namely TPR200TT, TPR220TT, TPR230TT. These next-generation tubular batteries are designed to deliver satisfactory performance every time, with long and durable battery life.

PRODUCT FEATURES

- Lower Maintenance as Plates are Designed to Prevent Overheating
- Low Antimonial Alloy Battery Operates Consistently Even at High Temperature
- Resistance to Corrosion Improves Battery Life
- Clear Electrolyte Level Indicator

PRODUCT SPECIFICATIONS

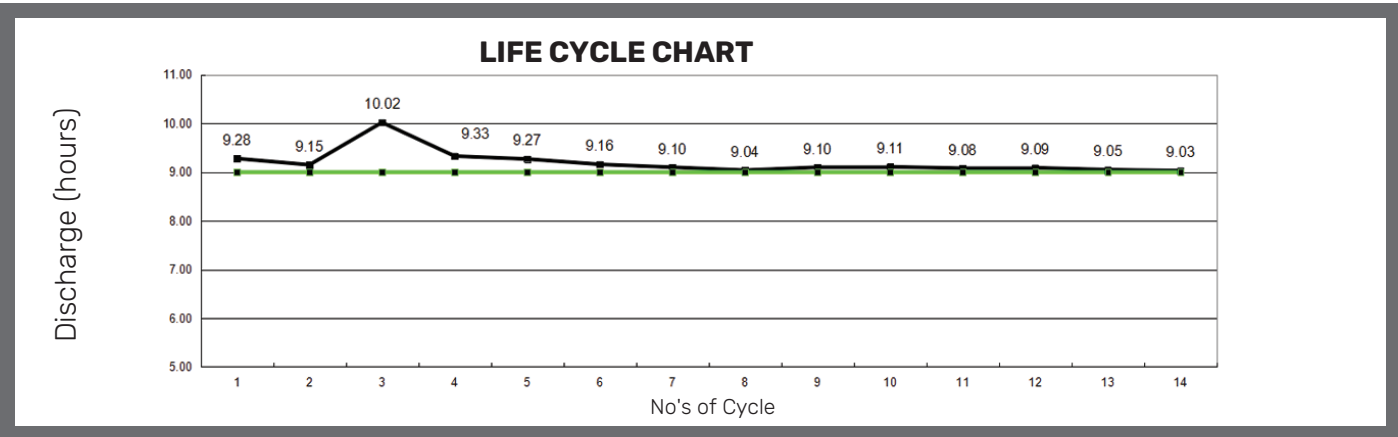
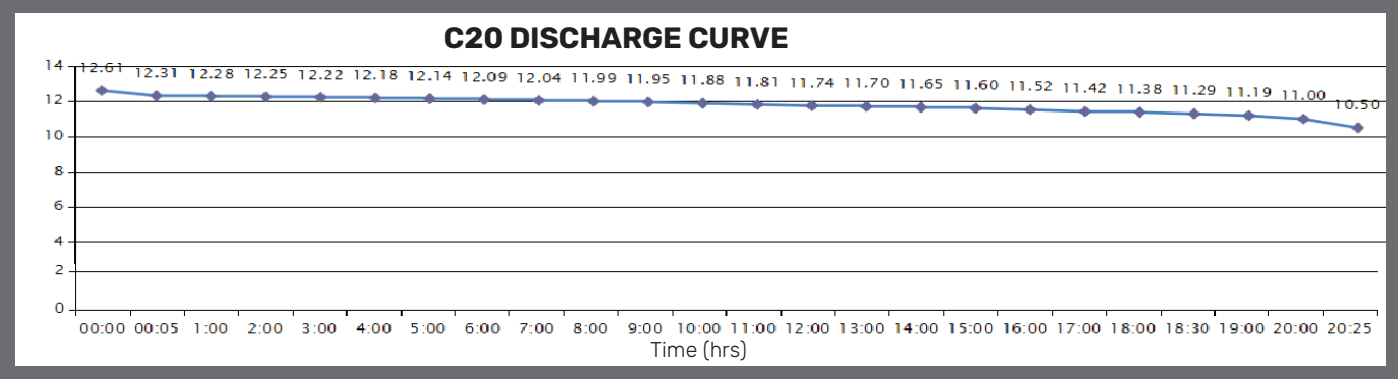
BATTERY TYPE	NOMINAL VOLT	RATED CAP. Ah @ 27°C C20@1.75VPC	DIMENSIONS (IN MM) HXLXW ±5			GROSS WEIGHT (kg) ±5%	CONSTANT POTENTIAL LIMITING CURRENT AMP	TRICKLE CHARGE (CURRENT IN MA)	
			Height	Length	Width			Min	Max
TPR200TT	12 DC	200Ah	408	503	185	63	31	100	400
TPR220TT		220Ah	402	502	188	65	43	130	520
TPR230TT		230Ah				67	48	180	720



TECHNICAL DATA SHEET

DESCRIPTION	FLOODED TYPE OF BATTERY		
	TPR200TT	TPR220TT	TPR230TT
Model			
Rated Capacity	200Ah	220Ah	230Ah
Nominal Voltage per Unit	12Volt		
Declared C20 Capacity at 27 up to 1.75ECV	200	220	230
Manufacturer's Name	Tandhan Power		
Standard to which battery is manufactured	12V Flooded ranges meets IS13369		
Loss in capacity in 28 days due to self discharge	<1% per month (As per IS13369)		
Ampere hour Efficiency	>90%		
Watt hours Efficiency	>75%		
INITIAL CHARGING INSTRUCTIONS			
a) Filling in Specific Gravity	1.220±0.005 at 27°C		
b) Rest period	12Hrs		
c) Specific Gravity at fully charged condition	1.220±0.005 at 27°C		
d) Normal charging instructions	Recharging through inverter at constant potential mode of 14.4 with limited current as specified. After battery potential reaches 14.4V the battery should continue in trickle charge mode at constant potential of 13.5V		
e) Self Discharge	Lead Storage batteries can be stored for 3 months at 27°C, Self-discharge ratio less then 5% per month at 27°C. Please charge battery before use.		
TYPE OF PLATE			
Positive Plates	Royal tubular plates consisting of a lead antimony alloy, optimized for high corrosion resistance. Alloy: lead_Antimony(PbSb)		
Negative Plates	Grid plate construction consisting of lead antimony alloy, Alloy, lead-Antimony (PbSb)		
Type of Electrolyte	Dilute H ₂ SO ₄		
Separators	Microporous & robust PE envelop, for electrical Separation of the positive & negative plates & optimized for low internal resistance		
Type of vent and filling Plugs	Microporous - Ceramic		
Material of Container & Cover	Polypropylene Copolymer (PPCP)		
Sealing Method	Heat Selaed		
Recommended Storage life of Battery (Dry Shelf Life)	6 Months		
Operation temp. Range	Discharge 5° C to +50°C		
	Charge 5° C to +50°C		
	Storge 5° C to +50°C		
Normal Operation temp. Range	27±2°C		
Equilozation and Cycle Service	14.6 to 14.8 VDC/unit Average at 27°C		
Recommended Maximum Charging Current	10% of Battery Rated Capacity		

NO. OF CHARGE-DISCHARGE CYCLE BATTERY CAN GIVE DURING ITS ENTIRE LIFE	
@20% DOD	2500 Cycles
@50% DOD	1800 Cycles
@80% DOD	1500 Cycles





TALL TUBULAR BATTERY

PRODUCT DESCRIPTION



Tandhan Power Jewel Range of Tall Tubular batteries, namely TPJ200TT and TPJ220TT are customized exclusively for Home UPS/Inverter Application. These batteries represents an assortment of Tubular Home UPS/Inverter batteries that are high on Technology, Performance and Service Quality.

PRODUCT FEATURES

- Longer Cycle Life
- Low Self Discharge Rate
- Efficient Deep Discharge Recovery
- Wide Operating Temperature Range

PRODUCT SPECIFICATIONS

BATTERY TYPE	NOMINAL VOLT	RATED CAP. Ah @ 27°C C20@1.75VPC	DIMENSIONS (IN MM) HXLXW ±3			GROSS WEIGHT (kg) ±5%	CONSTANT POTENTIAL LIMITING CURRENT AMP	TRICKLE CHARGE (CURRENT IN MA)	
			Height	Length	Width			Min	Max
TPJ200TT	12	200Ah	410	505	190	60	32.5	100	400
TPJ220TT		220Ah	402	502	188	63	45	130	520



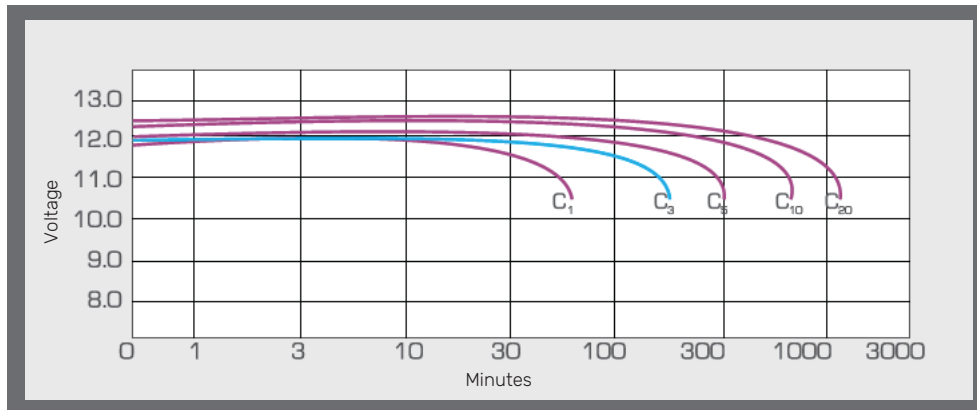
TECHNICAL DATA SHEET

DESCRIPTION	FLOODED TYPE OF BATTERY	
	TPJ200TT	TPJ220TT
Model	TPJ200TT	TPJ220TT
Rated Capacity	200Ah	220Ah
Nominal Voltage per Unit	12Volt	
Declared C20 Capacity at 27 up to 1.75ECV	200	220
Manufacturer's Name	Tandhan Power	
Standard to which battery is manufactured	12V Flooded ranges meets IS13369	
Loss in capacity in 28days due to self discahrge	<3% per month (As per IS13369)	
Ampere hour Efficiency	>90%	
Watt hours Efficiency	>75%	
INITIAL CHARGING INSTRUCTIONS		
a) Filling in Specific Gravity	1.220±0.005 at 27°C	
b) Rest period	12Hrs	
c) Specific Gravity at fully charged condition	1.220±0.005 at 27°C	
d) Normal charging instructions	Recharging through inverter at constant potential mode of 14.4 with limited current as specified. After battery potential reaches 14.4V the battery should continue in trickle charge mode at constant potential of 13.5V	
e) Self Discharge	Lead Storage batteries can be stored for 3 months at 27°C, Self-discharge ratio less then 3% per month at 27°C. Please charge battery before use.	
TYPE OF PLATE		
Positive Plates	Jewel tubular plates consisting of a lead antimony alloy, optimized for high corrosion resistance. Alloy: lead_Antimony(PbSb)	
Negative Plates	Grid plate construction consisting of lead antimony alloy, Alloy, lead-Antimony (PbSb)	
Type Of Electrolyte	Dilute H ₂ SO ₄	
Separators	Microporous & Robust PE envelop, for electrical Separation of the positive & negative plates & optimized for low internal resistance	
Type of vent and filling Plugs	Microporous - Ceramic	
Material of Container & Cover	Polypropylene Copolymer (PPCP)	
Sealing Method	Heat Selaed	
Recommended Storage life of Battery (Dry Shelf Life)	6 Months	
Operation temp. range	-20°C to +55°C	
Equilozation and Cycle Service	14.6 to 14.8 VDC/unit Average at 27°C	
Recommended Maximum Charging Current	20Amp	22Amp

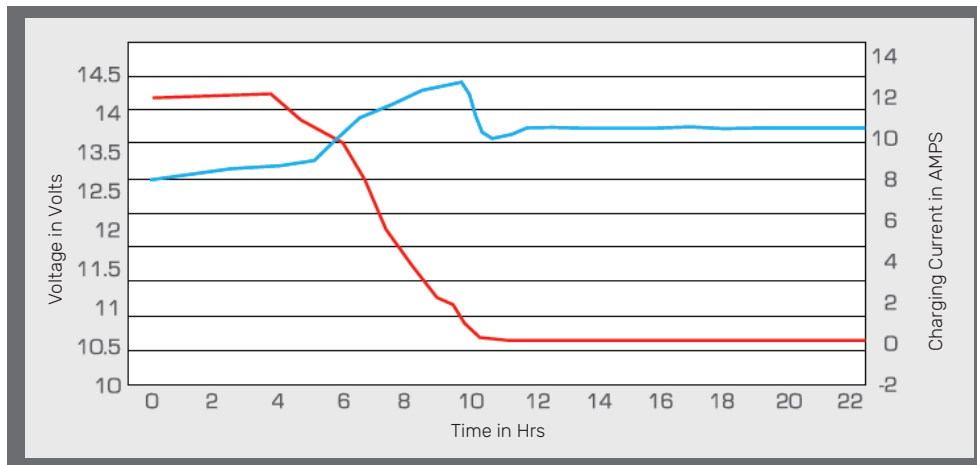
NO. OF CHARGE-DISCHARGE CYCLE BATTERY CAN GIVE DURING ITS ENTIRE LIFE

@50% DOD	2200 Cycles
@80% DOD	1250 Cycles
@100% DOD	1000 Cycles

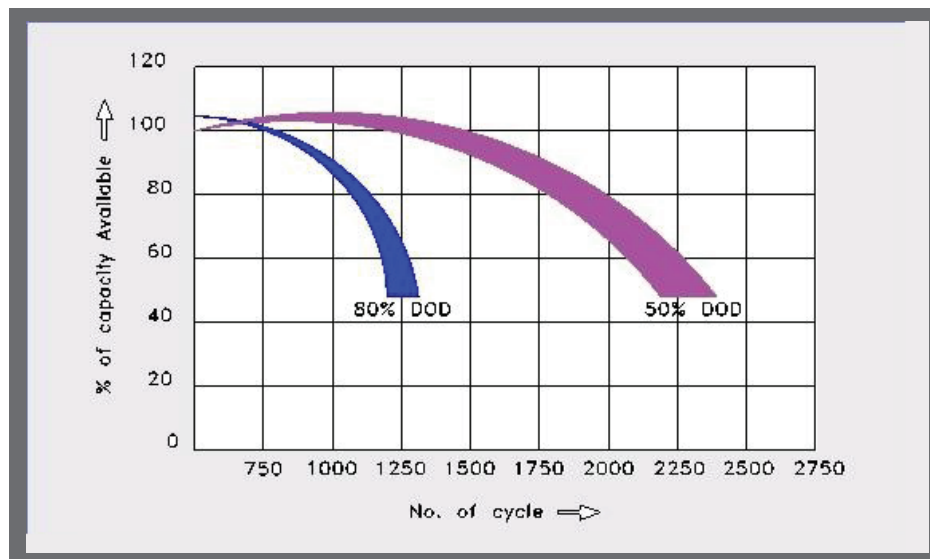
DISCHARGING CHARACTERISTICS AT VARIOUS RATES @ 27°C



CHARGING CHARACTERISTICS



EXPECTED LIFE @ 27°C



BOLTRONZ


SOLAR PANEL SERIES

PRODUCT DESCRIPTION

Boltronz Solar Panel is a high-efficiency N-Type bifacial half-cell solar module designed for maximum power output, low degradation, and long-term reliability. With advanced multi-busbar technology and a 30-year linear performance warranty, it delivers superior energy generation even in high-temperature conditions.

PRODUCT FEATURES

- Multi-busbar Technology
Better light trapping and current collection, improving power output and reliability.
- Low Degradation
Lower power degradation, better LID/LeTID performance, and higher reliability.
- Bifacial Power Generation
Bifacial design enables higher power generation by capturing reflected light on the rear side.
- Excellent Temperature Coefficient
Ensures higher power output even in high temperature environments.
- PID Resistant
Excellent anti-PID performance ensures minimal power degradation under harsh conditions.



RANGE BSP 570-590



ELECTRICAL SPECIFICATIONS

Module Type	BSP 570		BSP 575		BSP 580		BSP 585		BSP 590	
	STC	NOCT	STC	NOCT	STC	NOCT	STC	NOCT	STC	NOCT
Maximum Power (Pmax)	570Wp	429Wp	575Wp	432Wp	580Wp	435Wp	585Wp	439Wp	590Wp	443Wp
Maximum Power Voltage (Vmp)	43.10V	41.0V	43.30V	41.2V	43.50V	41.4V	43.70V	41.6V	43.90V	41.8V
Maximum Power Current (Imp)	13.24A	10.54A	13.28A	10.63A	13.34A	10.63A	13.38A	10.74A	13.44A	10.74A
Open Circuit Voltage (Voc)	51.8V	48.6V	52.0V	48.7V	52.2V	49.0V	52.4V	49.0V	52.6V	49.0V
Short Circuit Current (Isc)	14.01A	11.33A	14.08A	11.35A	14.15A	11.41A	14.22A	11.47A	14.29A	11.52A
Module Efficiency (%)	22.07%		22.26%		22.45%		22.65%		22.84%	
Operating Temperature (°C)	-40°C ~ +85°C									
Maximum System Voltage	1500V DC (IEC)									
Maximum Series Fuse Rating	25A									
Power Output Tolerance	0 ~ +5W									
Temperature Coefficient of Pmax	-0.29%/°C									
Temperature Coefficient of Voc	-0.25%/°C									
Temperature Coefficient of Isc	0.045%/°C									
Nominal Operating Cell Temperature (NOCT)	45±2°C									
Bifaciality	80%±10%									

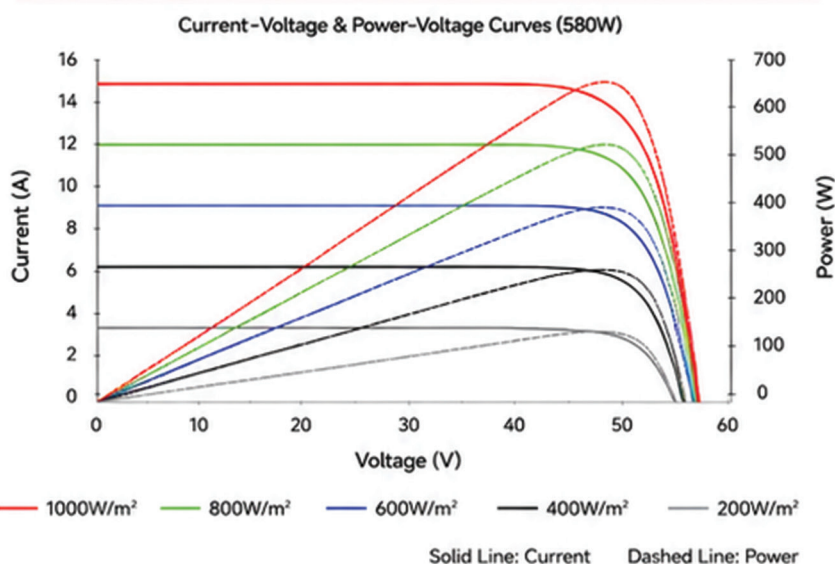
STC: Irradiance 1000W/m², Cell Temperature 25°C, AM=1.5

NOCT: Irradiance 800W/m², Ambient Temperature 20°C, Wind Speed 1m/s

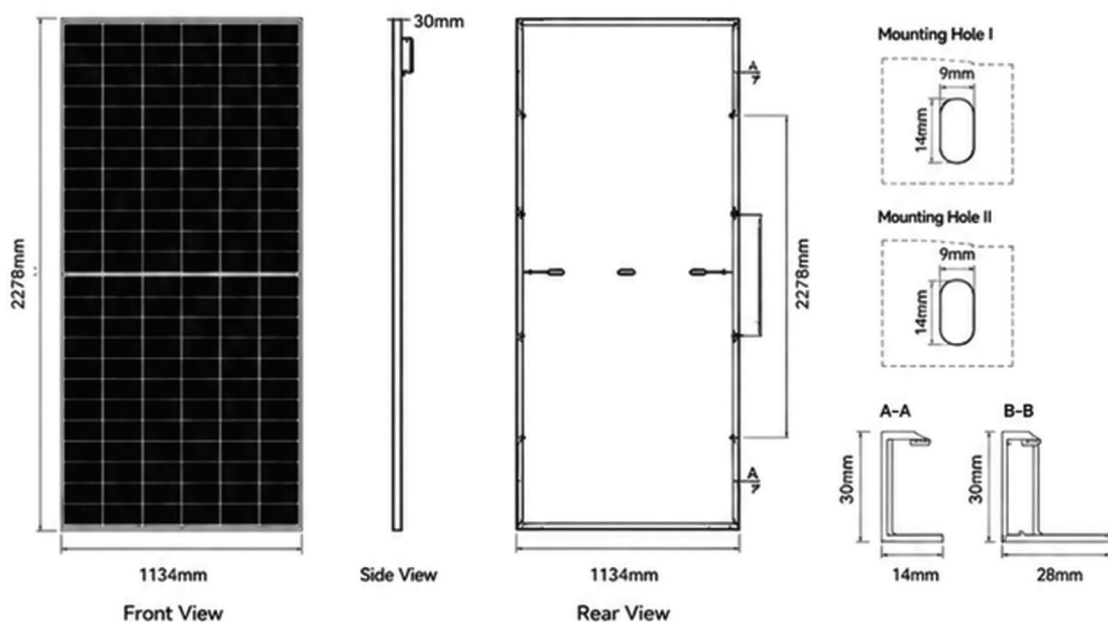
MECHANICAL SPECIFICATIONS

Cell Type	N-type Bifacial Monocrystalline Cell
Number of Cells	144 (6×24)
Dimensions	2278 × 1134 × 30 mm
Weight	32.3 kg
Front Glass	2.0 mm, High Transmission Coated Glass
Rear Glass	2.0 mm, Heat Strengthened Glass
Frame	Anodized Aluminum Alloy
Junction Box	IP68, 3 Bypass Diodes
Cable	4 mm ² (IEC)
Connector	TÜV 14.0mm ²
Cable Length: (+) 300mm / (-) 300mm, or Customized	

I-V CURVES



DIMENSIONS



WEIGHT

Flat Installation Weight
32.3 kg

PACKAGING CONFIGURATION

Number of Modules per Box
36 pcs / box

Box Dimensions (L x W x H)
2300 × 1130 × 1240 mm

Weight per Box
864 kg ± 3%

PERFORMANCE TOLERANCE

Length: ±2mm
 Width: ±2mm
 Thickness: ±1mm
 Hole Pitch: ±2mm
 Hole Diameter: ±2mm

BOLTRONZ


SOLAR PANEL SERIES

PRODUCT DESCRIPTION

Boltronz Solar Panel 610–630W is a high-efficiency N-Type bifacial dual-glass solar module designed for superior power generation and long-term reliability. Featuring SMBB technology, low attenuation, and excellent temperature performance, it delivers enhanced energy output with 0~+5W positive power tolerance and up to 30 years linear power warranty.

PRODUCT FEATURES

- SMBB technology
Better current collection to improve module power output and reliability.
- Low attenuation technology
Lower LID / LeTID attenuation with high reliable N-type module.
- Bifacial power generation
Power generation can reach up to 25% maximum, significantly improving power generation gain and reducing LCOE.
- Excellent temperature coefficient
Ensure high power generation in low temperature areas.
- Anti-PID technology
Excellent Anti-PID performance via highly reliable cell and material technology.



RANGE BSP 610-630

MODULE TYPE	BSP 610		BSP 615		BSP 620		BSP 625		BSP 630	
	STC	NOCT	STC	NOCT	STC	NOCT	STC	NOCT	STC	NOCT
Maximum Power (Pmax)	610Wp	462Wp	615Wp	466Wp	620Wp	470Wp	625Wp	474Wp	630Wp	477Wp
Maximum Power Voltage (Vmp)	40.80V	38.9V	41.10V	39.1V	41.40V	39.4V	41.70V	39.6V	42.0V	39.8V
Maximum Power Current (Imp)	14.96A	11.97A	14.98A	11.98A	14.99A	11.99A	15.0A	12.0A	15.01A	12.01A
Open-circuit Voltage (Voc)	49.00V	46.2V	49.30V	46.5V	49.60V	46.8 V	49.90V	47.1V	50.20V	47.4 V
Short-circuit Current (Isc)	15.86A	12.79A	15.89A	12.81A	15.91A	12.83A	15.93A	12.85A	15.95A	12.87A
Module Efficiency STC (%)	22.19%		22.38%		22.56%		22.75%		22.93%	
Operating temperature(°C)	-40°C~+85°C									
Maximum system voltage	1500VDC (IEC)									
Maximum series fuse rating	25A									
Power tolerance	0~+5W									
Temperature coefficients of Pmax	-0.29%/°C									
Temperature coefficients of Voc	-0.25%/°C									
Temperature coefficients of Isc	0.046%/°C									
Nominal operating cell temperature (NOCT)	44°C±2°C									

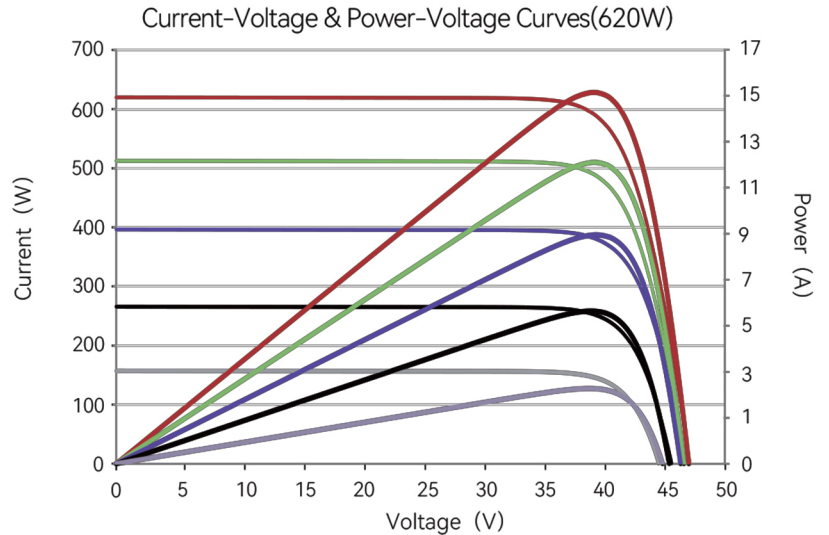
STC : Irradiance : 1000W/m² Cell Temperature : 25°C AM=1.5

NOCT : Irradiance : 800W/m² Ambient Temperature : 20°C AM=1.5 Wind Speed 1m/s

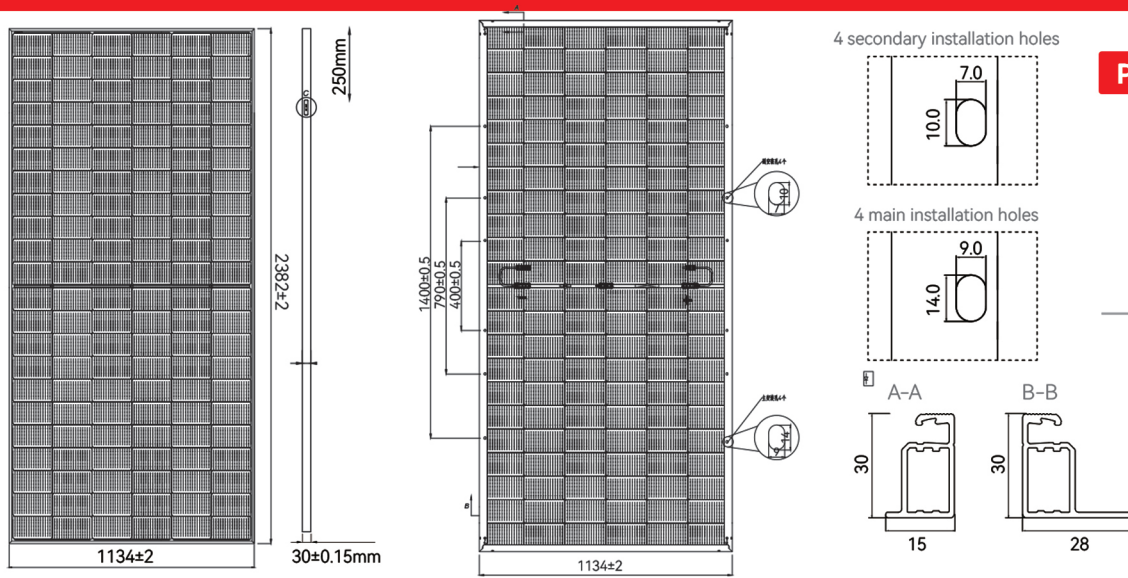
Mechanical Characteristics

Cell Type	N type Mono-crystalline
No. of cells	132 (6×22)
Dimensions	2382×1134×30mm
Weight	33kg
Front Glass	2.0mm, Anti-Reflection Coating
Back Glass	2.0mm, Semi-tempered glass
Frame	Anodized Aluminium Alloy
Junction Box	IP68 Rated
Output Cables	TÜV 1×4.0mm ² (+): 300mm, (-): 200mm or Customized Length

Electrical Performance & Temperature Dependence



ASSEMBLY DRAWING



PACKAGING CONFIGURATION

Pallet Dimension (mm)

2395*1120*1249

36pcs/pallet, 72pcs/stack

720pcs/40' HQ Container

Two Pallets = One Stack

Length: ±2mm Height: ±1mm

Width: ±2mm Row Pitch: ±2mm

DISTANCES MEASURED FROM CORNER TO CORNER

BOLTRONZ

SOLAR PANEL SERIES

PRODUCT DESCRIPTION

Boltronz Solar Panel 700-720W is a high-efficiency N-Type bifacial solar module built for maximum power output and durability.

With advanced SMBB technology and low attenuation, it delivers reliable performance for commercial and industrial solar projects.

PRODUCT FEATURES

- SMBB technology
Better current collection to improve module power output and reliability.
- Low attenuation technology
Lower LID / LETID attenuation with high reliable N-type module.
- Bifacial power generation
Power generation can reach up to 25% maximum, significantly improving power generation gain and reducing LCOE.
- Excellent temperature coefficient
Ensure high power generation in low temperature areas.
- Anti-PID technology
Excellent Anti-PID performance via highly reliable cell and material technology.



RANGE BSP 700-720

MODULE TYPE	BSP 700		BSP 705		BSP 710		BSP 715		BSP 720	
	STC	NOCT	STC	NOCT	STC	NOCT	STC	NOCT	STC	NOCT
Maximum Power (Pmax)	700Wp	530Wp	705Wp	534Wp	710Wp	538Wp	715Wp	542Wp	720Wp	545 Wp
Maximum Power Voltage (Vmp)	40.43V	38.1V	40.43V	38.1V	40.43V	38.1V	40.43V	38.1V	40.43V	38.1V
Maximum Power Current (Imp)	17.31A	13.96A	17.44A	14.06A	17.56A	14.16A	17.68A	14.26A	17.81A	14.36A
Open-circuit Voltage (Voc)	47.94V	45.7V	48.08V	45.8V	48.22V	45.9V	48.36V	46.1V	48.50V	46.2V
Short-circuit Current (Isc)	18.25A	14.60A	18.28A	14.62A	18.31A	14.65A	18.34A	14.67A	18.37A	14.70A
Module Efficiency STC (%)	24.73%		24.91%		25.09%		25.26%		25.44%	
Operating temperature(°C)	-40°C~+85°C									
Maximum system voltage	1500VDC (IEC)									
Maximum series fuse rating	30A									
Power tolerance	0~+5W									
Temperature coefficients of Pmax	-0.29%/°C									
Temperature coefficients of Voc	-0.25%/°C									
Temperature coefficients of Isc	0.046%/°C									
Nominal operating cell temperature (NOCT)	44°C±2°C									

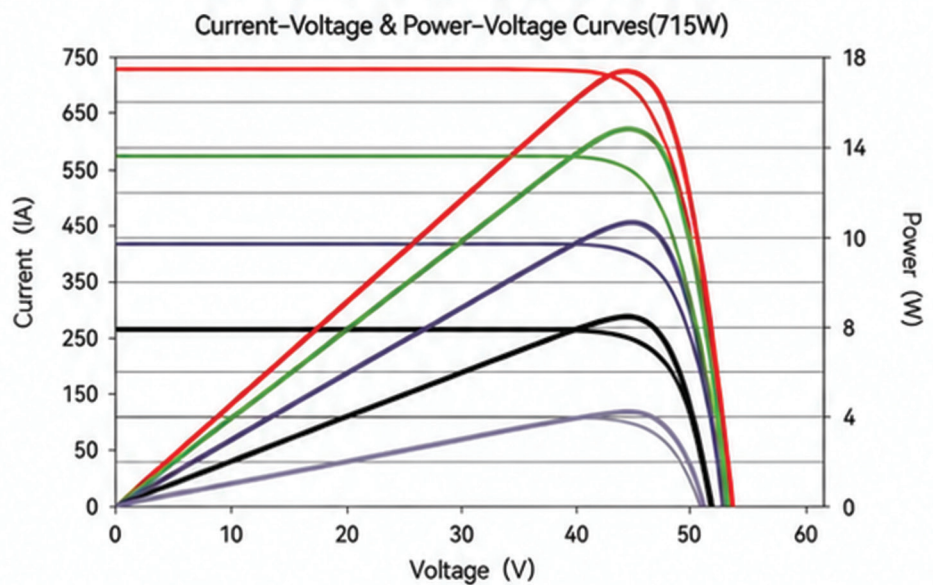
STC : Irradiance : 1000W/m² Cell Temperature : 25°C AM=1.5

NOCT : Irradiance : 800W/m² Ambient Temperature : 20°C AM=1.5 Wind Speed 1m/s

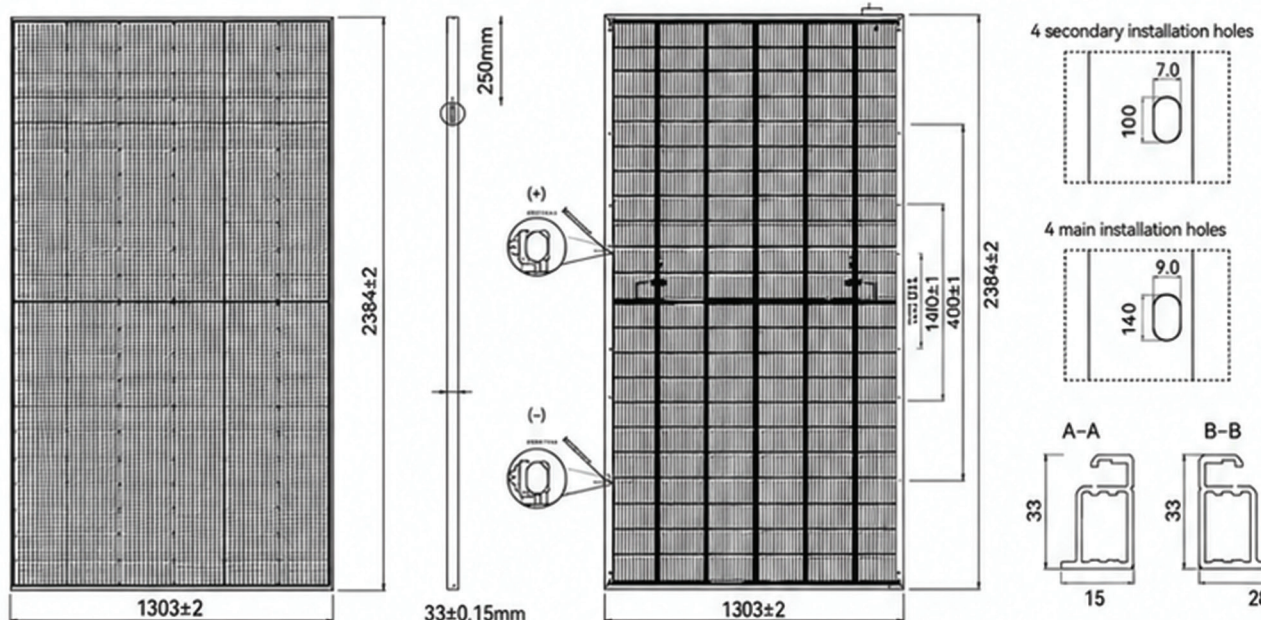
Mechanical Characteristics

Cell Type	N type Mono-crystalline
No. of cells	132 (6×22)
Dimensions	2384×1303×33mm
Weight	38.3kg
Front Glass	2.0mm, Anti-Reflection Coating
Back Glass	2.0mm, Semi-tempered glass
Frame	Anodized Aluminium Alloy
Junction Box	IP68 Rated
Output Cables	TÜV 1×4.0mm ² (+) 300mm , (-) 200mm or Customized Length

Electrical Performance & Temperature Dependence



ASSEMBLY DRAWING



PACKAGING CONFIGURATION

Pallet Dimension (mm)
2444*1145*1415
 33pcs/pallet, 66pcs/stack
 594pcs/40'HQ Container
 Two Pallets = One Stack

Length: ±2mm Height: ±1mm
 Width: ±2mm Row Pitch: ±2mm

DISTANCES MEASURED FROM CORNER TO CORNER



KENYA OFFICE :

SIMPLIFIED SOLAR SOLUTIONS LIMITED
209/8970, Road C, Off Enterprise Road,
Industrial Area, Nairobi, Kenya
Phone Number - +254 707 080 747

REGISTERED OFFICE

TANDHAN POWER TECHNOLOGIES PRIVATE LIMITED

- 📍 103, Park Street, Kolkata - 700016, West Bengal, India
- ☎ +91 90736 80003, +971 554 914 823
- 🌐 www.tandhanpower.com
- ✉ harpreet@tandhangroup.com
- 🌐 Group Website: www.tandhangroup.com

